

PRS Year 11 Revision Guide 2022

Dear Students,

The following is a brief overview of the content you need to revise for each GCSE subject. BTEC subjects are not included in this guide as the work you are doing is now not exam based.

Good luck with revision!

The Year 11 Team

Contents & page numbers:



- 1. Introduction & contents**
- 2. Art**
- 3. Business**
- 4. Citizenship**
- 5. Combined Science**
- 6. English Language**
- 7. English Literature**
- 8. French**
- 9. Food**
- 10. Geography**
- 11. History**
- 12. Maths**
- 13. Product**
- 14. Spanish**
- 15. Textiles**
- 16. Triple Science**
- 17. Maximising Success Revision Techniques**
- 18. Mock exam timetable link**





Subject: Art and Design	Exam board
Content & Skills (What to revise)	<p>Continue to work on your sketchbook You should have completed the following pages Title page, Proposal, Mind map, Primary and Secondary research, Artist research 1, Artist research 2, Pastiche, Observational drawing, Mark making wet and dry, Experimental drawing. All these pages should be finished to the highest quality.</p> <p>We will be starting our initial ideas for a final piece. If you are up to date use the time to draw from your research material.</p>
Revision strategies (How to revise)	<p>Keeping up to date with work so that it doesn't mount up.</p>
Useful links	

Subject: Business Studies	Exam board OCR
Content & Skills (What to revise)	<ol style="list-style-type: none"> 1) Business Activity - Enterprise and Entrepreneurship - Business Planning - Business Ownership - Aims and Objectives - Stakeholder - Business Growth - Limited and unlimited liability. 2) Marketing - Market Research - The Marketing Mix - Market Segmentation 3) People - The Role of HR - Organisational Structures - Communication - Recruitment and Selection - Motivation and Retention - Training and Development - Employment Law 4) Operations - Production Process (Job, Batch and Flow) - Quality Management - Sales process and customer service - Consumer Law - Business Location - Working with suppliers 5) Finance - The Role of the Finance Function - Sources of Finance - Revenue, Costs and Profit - Break Even - Cash Flow Forecasting 6) Influences on Business - Ethical and Environmental - Economic Climate - Globalisation
Revision strategies (How to revise)	<p>Use a revision guide - please see link for recommendation.</p> <p>https://www.amazon.co.uk/My-Revision-Notes-GCSE-Business/dp/1510423699</p> <p>There are also a number of links below to useful websites for revision.</p> <p>Practicing past papers is a useful strategy - these can be found on the exam board website.</p> <p>https://www.ocr.org.uk/qualifications/gcse/business-j204-from-2017/assessment/</p> <p>Mind maps work well for reducing the content down to manageable levels, also flashcards.</p> <p>Use the notes and practice assessments on your Google Classrooms</p> <p>Particularly important for business students is to keep an eye on the news as well - there is lots going on at the moment and current affairs can be included in answers where it is relevant.</p>
Useful links	<p>Course website - https://www.ocr.org.uk/qualifications/gcse/business-j204-from-2017/</p> <p>BBC Bitesize - https://www.bbc.co.uk/bitesize/examspecs/zhrphbk</p> <p>Business Education - https://www.businessed.co.uk/</p> <p>Financial Times - https://www.ft.com/</p> <p>BBC Business News - https://www.bbc.co.uk/news/business</p> <p>TES Website - https://www.tes.com/teaching-resources/hub/secondary/business-and-finance</p>

Subject: Citizenship	Exam board Edexcel
Content & Skills (What to revise)	<p>For the mocks, please review all of the content. The advance information for the summer does not cover every question and there is no information on the Taking Citizenship Action project. Therefore you will need to have knowledge of the whole course.</p> <p>For the summer, the exam board has issued advance information for many of the questions by identifying the area of the specification that the questions will cover. These are the questions with more marks so you can choose to focus your revision and we will be revising as many of these topics as possible in the lessons after the mock exams.</p> <p>The advance information can be found here: Advance information - Citizenship</p> <p>To have a clearer idea of which sections this covers in practice, refer to the specification which can be found here: Citizenship specification</p> <p>Pages 10-15 will provide you with the most useful information.</p> <p>You will also need to know the key points about your Taking Citizenship Action project. This presentation will help you to revise the key points:</p> <ul style="list-style-type: none"> <input type="checkbox"/> Taking Citizenship Action (your project)
Revision strategies (How to revise)	<p>Use a revision guide - the one recommended for this course is: Citizenship revision guide</p> <p>Mind maps work well for reducing the content down to manageable levels, also flashcards and revision clocks.</p> <p>You can also use BBC Bitesize for some of the topics.</p> <p>Practising past papers is a useful strategy - these can be found on the exam board website.</p> <p>You can also visit the Citizenship Google Classroom for Revision - there are lots of links and tips on there. The code if you haven't joined is gcpk7qd.</p> <p>It is always useful to keep an eye on the news as well - there is lots going on at the moment and current affairs can be included in answers where it is relevant.</p>
Useful links	<p>Edexcel Citizenship Studies website: Edexcel Citizenship website</p>

Subject: Combined Science	Exam board: AQA
Content & Skills (What to revise)	Foundation Tier Higher Tier
Revision strategies (How to revise)	Watch me!
Useful links	PRS Science Revision Website https://www.freesciencelessons.co.uk/

Subject: English Language	Exam board AQA
Content & Skills (What to revise)	<ul style="list-style-type: none"> ● English Language Paper 1 questions 1-5 ● English Language Paper 2 questions 1-5 ● Definitions and examples of language techniques ● Definitions and examples of structure techniques ● Effects of writer's methods on the reader ● How to write a creative and descriptive story inspired by a picture ● How to write a creative and descriptive narrative ● How to write a nonfiction article which includes your viewpoint and perspective
Revision strategies (How to revise)	<ul style="list-style-type: none"> ● Watch the Mr Bruff Youtube clips for each question on both Language papers and make notes on top tips for success ● Re-read the improved responses in your exercise books to remind yourselves on what makes a good answer and highlight the success criteria in your answers/ what would get you marks ● Create flashcards on Language and Structure techniques with the technical term on one side and the definition and example on the other ● Create flash cards of your vocabulary glossaries from the back of your English books ● Read the nonfiction writing anthology which includes 12 different examples of articles and answer the 7 questions for each article ● Google a picture of a setting or scene and practice planning a Paper 1 Q5 answer ● Answer the Paper 1 Q5 answer you planned in timed conditions (45 mins) ● Use all resources posted on your Google classroom to remind yourself how to structure effective answers for Language Paper 1 and Paper 2
Useful links	<p> [Template] Paper 2 - Non-Fiction Writing Anthology</p> <p> Paper 2, I do, We do, You do, Booklet</p> <p>Language Paper 1 Revision Website</p> <p>Language Paper 2 Revision website</p> <p>Mr Bruff Vidoes - Paper 1</p> <p>Mr Bruff Videos - Paper 2</p>

Subject: English Literature	Exam board: AQA
Content & Skills (What to revise)	<p><u>For An Inspector Calls, Jekyll and Hyde and Macbeth revise:</u></p> <ul style="list-style-type: none"> ● Plot ● Characters ● Themes ● Key quotations ● Context ● Big concepts and ideas behind the text and authors' intent <p><u>For Unseen poetry:</u></p> <ul style="list-style-type: none"> ● Use the unseen poetry booklet you've been given and practise answering the unseen poetry questions ● Search poems you've never seen before and practise analysing them for key poet techniques and the poet's message ● Revise definitions and examples of a wide range of poetic techniques
Revision strategies (How to revise)	<ul style="list-style-type: none"> ● Visit the PRS websites for each text, watch the videos and use the resources and make notes and flash cards ● Watch the GCSE pod clips for each topic and make cornell notes ● Watch the Mr Bruff Clips and make notes ● Visit the Bitsize websites for each topic, make notes and complete the tasks ● Complete the seneca tasks set, redo previous tasks and improve ● Read the model answers in your exercise books and highlight success criteria and what would gain you marks ● Complete the practice exam questions which are posted on your Google classroom in timed conditions and include targets from your mock exams
Useful links	<p>To gain a good understanding of the plot, characters, context and themes for each Literature text, follow this link to the PRS Websites:</p> <p>PRS An Inspector Calls Website PRS Jekyll and Hyde Website PRS Macbeth Website</p> <p> Copy of Macbeth Quotations - The Quotation Bank  An Inspector Calls Quotes  Jekyll and Hyde - Study Booklet - Copy  Year 11 Unseen Poetry Booklet .pptx</p> <p>GCSE Pod (English Literature, Drama, Macbeth/ English Literature, Drama, An Inspector Calls/ English Literature, Prose, Jekyll and Hyde / English Literature - Unseen Poetry) Mr Bruff - Search Mr Bruff Jekyll and Hyde, An Inspector Calls, Macbeth and Unseen Poetry on YouTube. Bitesize - Search GCSE bitesize, Jekyll and Hyde, An Inspector Calls, Macbeth, Unseen Poetry Seneca - Search seneca, AQAGCSE English Literature: Jekyll and Hyde, An Inspector Calls, Macbeth, Unseen Poetry</p>

Subject: French	Exam board AQA 8658
Content & Skills (What to revise)	<ul style="list-style-type: none"> ● Speaking: Role-plays, Photo card, Conversation (25%) All 3 Themes need to be revised and practised at home. Students have Questions & Answers on a Google document (regularly updated/marked) as well as a Palette with the vocabulary required for the photo description. There is also a Quizlet on the Palette in Quizlet. ● Listening, Reading (25% each) - all 3 Themes will be covered in the exam so all work done since Y9 need to be reviewed. Students should still have their books. ● Writing(25%) - certain topics within the 3 Themes have been removed from the Writing paper (different for Foundation & Higher). Students have been given a copy and we have discussed the fact that it is ONLY for the Writing component. ● Vocabulary - Please use your books to revise the vocabulary from all 3 Themes, the purple Revision Guide & the packs of vocab in your books (highlighted vocabulary on each module) ● Grammar - Purple Revision guides/workbooks, n Seneca, grammatical exercises in languages websites(www.languagesonline.org.uk) ● Past papers - done in class, on the website or in Purple books.
Revision strategies (How to revise)	<ul style="list-style-type: none"> ● For Speaking, use Quizlet on Palette expressions (photo description) & keep going over Q&A out loud at home. Flashcards with main questions would be great. ● Use Quizlet to practise but make sure you go through all the learning exercises before doing the tests. ● For Listening, Reading and Writing, students have purchased The Pearson Revision Guide & The Revision Workbook and should spend 20-30 min regularly on them, either highlighting all known/unknown vocabulary to identify what they need to focus on. They can make flashcards, use structure strips, test each other, use “I do, We do, You do” models (or equivalent in class). ● “How to revise vocabulary” - students have been given a guide taken from the exam board on how to practise vocabulary.
Useful links	<ul style="list-style-type: none"> ● https://quizlet.com/join/HKsAh4ZT3 ● Seneca - - please go through Google classroom ● GCSE Pods on tenses and lots of other resources https://members.gcsepod.com/shared/podcasts/chapter/81968 ● www.languagesonline.org.uk ● https://www.pearsonactivelearn.com/app/home

Subject: Food	Exam board: AQA
NEA (Coursework)	The deadline for the completed NEA is Friday 25th March 2022
Content & Skills (What to revise)	<p>Making informed choices</p> <ul style="list-style-type: none"> • The current guidelines for a healthy diet • Portion size and costing when meal planning • How people's nutritional needs change and how to plan a balanced diet for different life stages • How to plan a balanced meal for specific dietary groups • How to maintain a healthy body weight throughout life <p>Diet, nutrition and health</p> <ul style="list-style-type: none"> • The relationship between diet, nutrition & health • A major diet related health risk <p>Carbohydrates</p> <ul style="list-style-type: none"> • Gelatinisation • Dextrinisation • Caramelisation <p>Buying and storing food</p> <ul style="list-style-type: none"> • The food safety principles when buying and storing food <p>Preparing, cooking and serving</p> <ul style="list-style-type: none"> • The food safety principles when preparing, cooking and serving food <p>Factors affecting food choice</p> <ul style="list-style-type: none"> • To know and understand factors which may influence food choices <p>Food and the environment</p> <ul style="list-style-type: none"> • Environmental issues associated with food <p>Food production</p> <ul style="list-style-type: none"> • Primary and Secondary stages of processing and production • How processing affects the sensory and nutritional properties of ingredients <p>AQA Focused revision tracker</p>
Revision strategies (How to revise)	<ul style="list-style-type: none"> • Collins AQA GCSE 9-1 Revision. Food Preparation & Nutrition - All students have been given a copy of this book • GCSE Food Preparation & Nutrition AQA Revision Question Cards • CGP GCSE Food preparation & nutrition for AQA (Grade 9-1) The revision guide • CGP GCSE Food preparation & nutrition for AQA Complete revision & practice
Useful links	<ul style="list-style-type: none"> • BBC Bitesize • Food a fact of life

Subject: Geography	Exam board OCR B
Content & Skills (What to revise)	Paper 1 Climate Change (Tuvalu, UK) Distinctive Landscapes (North Norfolk Coast, River Wye or Tees) Resource Reliance (UK food security, Tanzania or Zambia, Goat aid Tanzania) Field work (Rivers) skills Paper 2 Urban Futures Rosario, Istanbul Leeds or Birmingham Lagos Nigeria Dynamic Development Ethiopia, Tanzania, Zambia UK in the 21st Century Somalia Economic Hubs Pinewood studios Field work (Urban) skills
Revision strategies (How to revise)	(1) PRS Geography revision booklets (Human & Physical) (2) GCSE pod / Seneca (3) Case studies (4) Flash cards (5) Exam Questions OCR website (6) and OCR GCSE textbook Revision guides
Useful links	https://www.ocr.org.uk/qualifications/gcse/geography-b-geography-for-enquiring-minds-j384-from-2016/ https://www.cgpbooks.co.uk/secondary-books/gcse/humanities/geography/grs41-grad-e-9-1-gcse-geography-ocr-b

Subject: History	Exam board Edexcel
Content & Skills (What to revise)	<p>Content - Please use the hyperlink for a detailed outline of the content ☰ Topic traffic lights</p> <p>Skills - AO1 - <i>Demonstrating knowledge and understanding</i> This is assessing what you know and how well you understand it</p> <p>AO2 - <i>Explanation, analysis and evaluation of past events</i> This is assessing your ability to use cause and consequence, examine the significance of events and how they may have changed the course of history</p> <p>AO3 - <i>Analysis, evaluation and judgment of sources</i> Using N - nature, O - origin, P - purpose, your ability to use sources in your answers to support/challenge your historical argument</p> <p>AO4 - <i>Interpretation analysis and how they differ</i> This is assessing your ability to understand and use interpretations this skills is only assessed in the Weimar and Nazi Germany paper</p>
Revision strategies (How to revise)	<p>Chronology create timelines of either key events, the topic in general or a specific time frame.</p> <p>Knowledge recall Create quizzes and ask someone at home to test, cue cards with key information, key individuals name on one side, key information on the other</p> <p>Knowledge organiser - key information that fits onto one side of A4 📄 Blank-Knowledge Template.pptx</p> <p>Creating a historical argument Download questions from Edexcel website and plan an answer to the question that you have chosen, this is key for 12 & 16 mark questions</p> <p>Familiarising yourself with the paper setup 📄 Student Friendly Guide to Papers 1,2 & 3</p>
Useful links	<p>Weimar and Nazi Germany - https://www.bbc.co.uk/bitesize/topics/zymqwx</p> <p>Seneca Learning - gnmyt9zoqh</p> <p>Elizabethan England GCSE Pod https://members.gcsepod.com/content?subject_id=6018&exam_board_id=1011&topic_id=8596</p> <p>Weimar and Nazi Germany GCSE Pod https://members.gcsepod.com/content?subject_id=6018&exam_board_id=1011&topic_id=8596</p> <p>Superpowers and the Cold War GCSE Pod https://members.gcsepod.com/content?subject_id=6018&exam_board_id=1011&topic_id=8139</p> <p>Crash Course History CrashCourse - YouTube</p> <p>Hip Hughes History Hip Hughes</p>

Subject: Maths	Exam board: Edexcel
----------------	---------------------

Content & Skills (What to revise)	<p>Exam paper content: Listed by paper and topic</p> <p>Foundation: Pages 4-9 Foundation Exam Aid (Given in the exam): Page 24</p> <p>Higher: Pages 10-15. Higher Exam Aid (Given in the exam): Page 25</p>
Revision strategies (How to revise)	<p>Practice, practice practice...</p> <p>Exam Questions by topic: Identify 'red' topics from recent mocks and lessons and use Maths Genie to work on weaknesses. (Video help and full solutions available to help).</p> <p>Work through exam questions which are one grade above your recent mock exams to secure your knowledge.</p> <p>Exam Paper Practice- Complete exam papers in timed conditions to practice completing in timed conditions.</p> <p>Flash Cards: Write key terms, formula and content and ask family members/friends to test you on a regular basis. (e.g. SOHCAHTOA, Speed/Distance/Time). <i>*Double check the Exam Aid first- some formulae are provided*</i></p>
Useful links	<ul style="list-style-type: none"> <input type="checkbox"/> Exam questions by topic/grade: Maths Genie <input type="checkbox"/> Exam Papers: Revision Maths <input type="checkbox"/> Help videos and content questions: Corbett Maths <input type="checkbox"/> Online lessons, Booster Packs (by grade) Mymaths <input type="checkbox"/> Online exam papers, instantly marked On Maths

Subject: Product	Exam board: Edexcel
NEA (Coursework)	<p>NEA (A3 portfolio and Prototype)</p> <ul style="list-style-type: none"> ● NEA (Non-examined assessment) ● 50% of the overall GCSE ● Deadline Friday 25th March 2022
Content & Skills (What to revise)	<p>Exam: 50% of the overall GCSE</p> <ul style="list-style-type: none"> ● 1 paper (1 hour 45 minutes) ● Section A = CORE content ● Section B = SPECIALIST content <p>CORE content covers essential information and questions on:</p> <ul style="list-style-type: none"> ● The impact of new & emerging technologies ● Energy: Generation, storage and sources ● Composite, smart & technical textile materials ● Mechanical devices which produce movement ● Control Systems- Input/Process/Output ● Metals / Polymers / Fibres & textiles ● Mechanical & Physical properties of materials ● Analyse the work of Designers & Design companies ● Design Strategies ● Communication techniques <p>SPECIALIST content - TIMBERS</p> <ul style="list-style-type: none"> ● Sources / types / characteristics / selection ● Strengthening / Stiffening / Treatments ● Stock Forms & sizes ● Processing equipment ● Joinery
Revision strategies (How to revise)	<p>All the above and Quizzes are or will be available on Google Classroom. Paper copies are available in the department.</p> <p>Quizlet: Mr Macfarlane's classroom: https://quizlet.com/join/NM6jabWwT</p> <p><i>My Revision Notes.</i> Pearson Edexcel GCSE (9-1) Design and Technology. ISBN : 9781510480506. Available via WHSmiths or Amazon. £10.99</p> <p>Using the strategies learnt through the "Maximising Success" training in February 2022.</p>
Useful links	<ul style="list-style-type: none"> ● https://www.technologystudent.com ● BBC Bitesize: https://www.bbc.co.uk/bitesize/examspecs/zb6h92p

Subject: Spanish	Exam board: AQA 8698
Content & Skills (What to revise)	<ul style="list-style-type: none"> ● Speaking: Role-plays, Photo card, Conversation (25%) All 3 Themes need to be revised and practised at home. ● Listening, Reading (25% each) - all 3 Themes will be covered in the exam so all work done since Y9 need to be reviewed. ● Writing(25%) - certain topics within the 3 Themes have been removed from the Writing paper (different for Foundation & Higher). Students have been given a copy and we have discussed the fact that it is ONLY for the Writing component. ● Vocabulary - Use your books to revise the vocabulary from the 3 Themes, the purple Revision Guide & any resource given by your teacher. ● Grammar - Purple Revision guides/workbooks, Seneca, grammatical exercises in languages websites(www.languagesonline.org.uk) ● Past papers - done in class, on the website or in Purple books.
Revision strategies (How to revise)	<ul style="list-style-type: none"> ● For Speaking, use Quizlet on Palette expressions (photo description) & keep going over Q&A out loud at home. Flashcards with main questions would be great. ● Use Quizlet to practise but make sure you go through all the learning exercises before doing the tests. ● For Listening, Reading and Writing, students have purchased The Pearson Revision Guide & The Revision Workbook and should spend 20-30 min regularly on them, either highlighting all known/unknown vocabulary to identify what they need to focus on. They can make flashcards, use structure strips, test each other, use “I do, We do, You do” models (or equivalent in class. ● “How to revise vocabulary” - students have been given a guide taken from the exam board on how to practise vocabulary.
Useful links	<ul style="list-style-type: none"> ● https://quizlet.com/join/KzzMpMCVV ● Seneca - j1hs2seatp ● - please go through Google classroom ● GCSE Pods on tenses and lots of other resources https://members.gcsepod.com/shared/podcasts/chapter/81968 ● www.languagesonline.org.uk ● https://www.pearsonactivelearn.com/app/home ● conjugemos

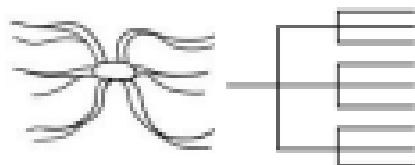
Subject: Textiles	Exam board: Edexcel
NEA (Coursework)	<p>NEA (A3 portfolio and Prototype)</p> <ul style="list-style-type: none"> • NEA (Non-examined assessment) • 50% of the overall GCSE • Deadline Friday 25th March 2022
Content & Skills (What to revise)	<p>Exam</p> <ul style="list-style-type: none"> • 1 paper (1 hour 45 minutes) • 50% of the overall GCSE • Section A = CORE content • Section B = Textiles Specialism <p>SECTION A:</p> <ul style="list-style-type: none"> → New and emerging technologies → Energy generation and storage → Developments in modern materials → Electronic systems → Mechanical devices → Material categories and properties → Design contexts → Environmental, social and economic challenges → Investigating past work → Design strategies → Communication of ideas <p>SECTION B:</p> <ul style="list-style-type: none"> → Properties of fibres and social implications → Fabric construction → Fabric selection → SMECS → Forces and Stresses → Stock forms → Production methods → Quality control → Textiles specialist equipment → Adding and reducing fullness → Seams → Finishing → Components → Surface treatments and finishes/Decorative techniques → Smart and modern materials
Revision strategies (How to revise)	<p>Exam revision support:</p> <ul style="list-style-type: none"> • Previous google quizzes and assignments (Google classroom) • Recall and retrieval quizzes • Knowledge blocks / Knowledge organiser • What's the link? • Quizlet - Textiles specialism
Useful links	<ul style="list-style-type: none"> • Technology student • BBC bitesize - Overview • BBC bitesize - Textiles specialism

Subject: Triple Science		Exam board: AQA
Content & Skills (What to revise)	Biology - Foundation Tier Biology - Higher Tier Chemistry - Foundation Tier Chemistry - Higher Tier Physics - Foundation Tier Physics - Higher Tier	
Revision strategies (How to revise)	Watch me!	
Useful links	PRS Science Revision Website https://www.freesciencelessons.co.uk/	

Learning/Revision Techniques

Map It

Create a mind map of the key points.



Journey It

Remember lists of information by placing images on a journey.




Index It

Transfer the key points to index cards.



Story It

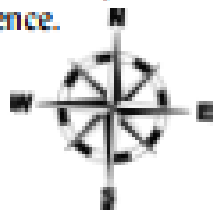
Create a weird and vivid story using the key points.



Mnemonic It


Use the first letter of key words to create a sentence.

A well known example:
Never
Eat
Shredded
Wheat




Teach It

Create a presentation about the key points and teach it to someone.



Flip It

Write questions and answers and flip it anywhere.



Timeline It

Place key points along a line in date order.



Sing It

Set key points to some familiar music/rap.



Record It

Use your mobile to record yourself explaining the key points and play it back regularly.



Post It

Write key words on to Post Its and stick them around your room.



Comic It

Create your own comic strip using the key points.



[Link to February/March mock examinations](#)